



# User Guide

**Thirtyseven4 Mobile Security**

**Thirtyseven4, LLC.**

<http://www.thirtyseven4.com>

© Copyright 2011 Thirtyseven4, LLC.

### **All Rights Reserved.**

All rights are reserved by Thirtyseven4, LLC.

No part of this software may be reproduced, duplicated or modified in any form or incorporated into any information retrieval system, electronic or any other or transmitted in any form without prior permission of Thirtyseven4, LLC.

Marketing, distribution or use by anyone barring the people authorized by Thirtyseven4, LLC. is liable to legal prosecution.

### **Trademarks**

Thirtyseven4 is a registered trademark of Thirtyseven4, LLC.

## THIRTYSEVEN4 MOBILE SECURITY END USER LICENSE AGREEMENT

### IMPORTANT

PLEASE READ THIS Thirtyseven4 Mobile Security End User License Agreement (hereinafter referred to as the "Agreement") CAREFULLY BEFORE USING OR TRYING TO ATTEMPT TO USE THIS THIRTYSEVEN4 MOBILE SECURITY SOFTWARE (hereinafter referred to as the "Software").

BY USING THIS SOFTWARE OR BY CLICKING THE "I AGREE" BUTTON OR ATTEMPTING TO LOAD THE SOFTWARE IN ANY WAY, (SUCH ACTION WILL CONSTITUTE A SYMBOL OF YOUR SIGNATURE), YOU ACKNOWLEDGE AND ADMIT THAT YOU HAVE READ, UNDERSTOOD AND AGREED TO ALL THE TERMS AND CONDITIONS OF THIS AGREEMENT. THIS AGREEMENT ONCE ACCEPTED BY "YOU"[ as an individual (assuming you are above 18 years and/or having legal capacity to enter into an agreement ), or the Company or any legal entity that will be using the software (hereinafter referred to as 'You' or 'Your' for the sake of brevity)] SHALL BE A LEGALLY ENFORCEABLE AGREEMENT BETWEEN YOU AND THIRTYSEVEN4, LLC, MEDINA, OHIO (hereinafter referred to as "THIRTYSEVEN4") AND YOU SHALL HAVE THE RIGHTS TO USE THE SOFTWARE SUBJECT TO THE TERMS AND CONDITIONS MENTIONED IN THIS AGREEMENT OR AS AMENDED BY THIRTYSEVEN4 FROM TIME TO TIME. IF YOU DO NOT AGREE TO ALL THE TERMS AND CONDITIONS BELOW, DO NOT USE THIS SOFTWARE IN ANY WAY AND PROMPTLY RETURN IT OR DELETE ALL THE COPIES OF THIS SOFTWARE IN YOUR POSSESSION.

In consideration of payment of the License Fee, which is a part of the price, evidenced by the Receipt, Thirtyseven4 grants the Licensee, a non-exclusive and non-transferable right to use the Software during the License Period in order to assist in protecting Your Mobile on which the Software is installed and activated, from the threats described in the User Manual, according to the technical requirements described in the User Manual and which is subject to the terms and conditions of this Agreement.

Thirtyseven4 reserves all rights not expressly granted, and retains title and ownership of the Software, including all subsequent copies in any media. This Software and the accompanying written materials are the property of Thirtyseven4 and are copyrighted. Copying of the Software or the written material is expressly forbidden.

### 1. DEFINITIONS

- A. **"Distributors"** means the authorized distributors, agents, sub-distributors of Thirtyseven4, selling Thirtyseven4 range of products, including sales through Internet.
- B. **"License period"** means the period as more particularly described in Clause 4 of this Agreement or the Evaluation period in case of Trial version of the Software.
- C. **"Mobile/Mobile Device"** means the personal digital assistants, smart phones, hand-held devices, or other electronic devices for which the Software is specifically designed (for such system requirements as particularly described in the User manual )where the Software will be installed and/or used.
- D. **"Normal working hours"** shall mean 08:00 a.m. to 5:00 p.m. Eastern Standard timing (EST) on Working Days and "Working Days" means Monday's to Friday's, but excluding National observed holiday's.
- E. **"Support"** means the Technical phone/e-mail/chat support provided by Thirtyseven4 between Normal working hours which may or may not be chargeable to you.
- F. **"Updates"** means collections of any or all among virus definition files including detections and solutions for new viruses along with the corrections, improvements or modifications to the Software.
- G. **"Upgrades"** means any correction, improvement, modification or yearly enhancements in the form of the new version of the Software which Thirtyseven4 generally releases once in a year.
- H. **"User Manual"** means the user guide, Help Guide, documentation provided with the Software, updated agreements provided on the website of Thirtyseven4 ([www.thirtyseven4.com](http://www.thirtyseven4.com)), explanatory or other materials as provided from time to time by Thirtyseven4.
- I. **"You"** means the **"End User"** means:

- i. An individual (such an individual) installing/using/legally acquiring the Software on his/her own behalf and every other person (whether authorized or not by such an individual) who uses/has the possession of the Mobile on which the Software is installed and activated; or
- ii. An organization (including but not limited to a partnership, joint venture, Limited Liability partnership, Limited Liability Company, Company of any nature, Trust, Governmental Authority, Unincorporated Organization, Association of Persons) or any person (such person) who have been authorized by such an Organization to install, download, use the Software, accept the Agreement on behalf of the Organization and every other person (whether authorized or not by such person) who uses/has the possession of the Mobile on which the Software is installed and activated.

## 2. DO's & DON'Ts

### You can:

- A. make one copy of the software solely for backup purpose (and such back up copy must be destroyed when you lose the right to use the Software or when Your license expires or is terminated for any other reason according to the legislation in force in the country of your principal residence or in the country where You are using the Software) and only to replace the legally owned copy if such copy is lost, destroyed or becomes unusable.

### You cannot:

- B. emulate, adapt, sublicense, lend, rent, clone or lease any portion of the software.
- C. debug, decompile, disassemble, modify, translate, reverse engineer the software.
- D. try making an attempt to reveal/discover the source code of the software.
- E. create derivative works based on the Software or any portion thereof with sole exception of a non-waivable right granted to You by any applicable legislation.
- F. transfer the licensed software or any part thereof
- G. remove or alter any copyright notices or other proprietary notices on any copies of the Software.
- H. reduce any part of the software to human readable form.
- I. use the Software in the creation of data or software used for detection, blocking or treating threats described in the User Manual.
- J. use for unlicensed and illegal purpose.

## 3. ACTIVATION

- A. Thirtyseven4 warns you that in the process of installation of the software, the other security products/software installed on your mobile device may be uninstalled or disabled if the same are not compatible with Thirtyseven4 software. Thirtyseven4 expressly disclaims any loss of data, loss of profits during such installation. If you modify your Mobile or make alterations/modifications to other vendors' software installed on it, you may be required to repeat activation of the software or installation of license key file or in case contact Thirtyseven4 Support. Thirtyseven4 reserves the right to verify the validity/legality of license and software.

### B. **Activation/Reactivation using Internet services on Mobile Device**

- i. using Internet services on Mobile Device

In case Internet based activation, usage of Internet bandwidth will be chargeable as per your telecom service provider charges, if using GPRS. In case of WiFi Internet, the bandwidth usage will be chargeable as per the Internet Service Provider charges.

### **Short Message Service (SMS) Usage.**

You acknowledge and understand that usage of certain services including but not limited to Remote Mobile Lock, Remote Data wipe and Mobile Tracking, Thirtyseven4 makes use of Short Text Message Service (SMS). These SMS's will be charged to your regular mobile phone bill by your Telecom Service Provider as per your bill plan.

#### 4. LICENSE PERIOD

- A. If You have acquired the Software on a physical medium, the License period shall commence from the date of acceptance of this Agreement and activation of the Software upto the period that is specified on the package or for any additional period as specified by any authorized communication by Thirtyseven4.
- B. If you have acquired the Software via Internet, the License period shall commence from the date of acceptance of this Agreement and activation of the Software upto the period that is specified during acquisition of the Software via Internet or for any additional period as specified by any authorized communication by Thirtyseven4.
- C. If you have acquired the trial version of the Software (solely for evaluation purposes) without any charge, the License period shall be 30 days from the date of acceptance of this Agreement and activation of the Software (Evaluation period). You understand, agree and accept that the trial version does not entitle You any Updates and Technical support via the Internet and telephone after the evaluation period. Any use of the Software for any other purposes or beyond the applicable evaluation period is strictly forbidden and prohibited and Thirtyseven4 reserves to take any action against such unauthorized usage.
- D. You agree, understand that any unauthorized usage of the Software or breach of any/all terms and conditions stated herein the Agreement shall result in automatic and immediate termination of this Agreement and the License granted hereunder and which may result in criminal and/or civil action by Thirtyseven4 and/ or its agents against you including but not limited to right to block the key file/License key/product key and without any refund to You and without any prior intimation/notice to you in this regard.
- E. If you have acquired the specific language localization of the Software, you will not be able to activate the software by applying the activation code of other language localization.
- F. Thirtyseven4 does not guarantee the protection from the threats more particularly described in the User Manual after the expiration of the License Period or Evaluation period or after the License to use the Software is terminated for any reason.

#### 5. FEATURES OF SOFTWARE

- A. During the License Period of the Software, You have the right to receive the Updates of the Software via the Internet as and when Thirtyseven4 publishes the Updated Virus- database. You agree, understand and accept that You will require to regularly download Updates published by Thirtyseven4. Any and all Updates/upgrades you receive from Thirtyseven4 shall be governed by this Agreement, or as amended from time to time by Thirtyseven4.
- B. You agree, accept and acknowledge:
  - i. that You are solely responsible for the configuration of the Software Settings and the results, actions, inactions initiated due to the same and Thirtyseven4 assumes no liability/responsibility in any case and the Clause No. 10 of Indemnification shall be applicable.
  - ii. that Thirtyseven4 assumes no liability/responsibility for any data deletion, including but not limited to any deletion/loss of personal and/or confidential data, specifically authorized by You or occurs due to the actions, inactions (whether intentional or not) by You or any third party whom You have authorized to use, handle your Mobile.
  - iii. that to avail/use certain features of the Software, you may require to incur some cost and that Thirtyseven4 does not warrant that the usage of certain features of the Software are free of cost and that Thirtyseven4 shall not entertain and expressly disclaims, any claim for reimbursement of any expenses including but not limited to any direct or incidental expenses arising out of Your usage of such features of the Software.

- iv. that you be solely responsible and shall comply all applicable laws, regulations of the state of Ohio and any foreign laws including without limitation, privacy, obscenity, confidentiality, copyright laws for using any report, data, information derived as a result of using the Software.
- v. that while using the Software, Thirtyseven4 suggests some actions to be initiated by You in your sole benefit, for example "Thirtyseven4 software may suggest You to uninstall infected applications", however such actions are suggestive and Thirtyseven4 takes no responsibility/liability if you perform such suggestive actions or not and Thirtyseven4 assumes no responsibility/liability for any liability arising out of such actions/inactions.

## 6. SUPPORT

Thirtyseven4 offers support features during usage of this software i.e., Live Chat with technical support team and/ or the technical support team may, at your discretion, take remote access. The availing of this support will be solely at your discretion and you are solely responsible to take back up of the existing data/software/programs in your Mobile before availing such a support. Thirtyseven4 will not be held responsible for any loss of data, any kind of direct/ indirect/ consequential loss or damage to data/ property arising during this entire process. If at any point of time the Technical Support team is of the opinion that it is beyond their scope, it will be the sole discretion of Thirtyseven4 to suspend, cease, terminate or refuse such support as Thirtyseven4 does not claim any warranty and/or guarantee of any kind in providing the support feature.

## 7. EMAIL/ELECTRONIC COMMUNICATION

Once you register the software by activating the software, Thirtyseven4 may communicate with you on the contact information submitted during the registration process through email or any other electronic communication device. The communication can be for the purpose of product renewal or product verification for your convenience.

## 8. THIRTYSEVEN4 STATUS UPDATE

Upon every update of licensed copy, Thirtyseven4 Update module will send current product status information to Thirtyseven4 Internet Center. The information that will be sent to the Internet Center includes the Thirtyseven4 protection health status like, which monitoring service is in what state in the system. The information collected does not contain any files or personal data. The information will be used to provide quick and better technical support for legitimate customers.

## 9. COLLECTION OF INFORMATION

Thirtyseven4 software may collect the following information which may / may not contain any personally identifiable information either with or without your discretion/permission, solely for statistical purpose or enhancing and evaluating the ability, effectiveness and performance of Thirtyseven4's product in identifying and/or detecting the malicious behavioral pattern, inherently fraudulent websites and other Internet security threats/ risks. This information will not be correlated with any personally identifiable information except as herein stated and shall include, but not limited to:

- A. Any type of Executable files which the Software may identify having a potentially malware behavioral pattern.
- B. Any type of information relating to the status of the software that whether there occurred any error while installing the Software or the installation was successful.
- C. Any type of URLs of websites visited that the Software deems inherently and potentially fraudulent.
- D. Any type of information that Software deems potentially fraudulent, posing security risks/ threats.
- E. Any type of information for identifying the Media Access Control (MAC) address of the Mobile Device, Global Positioning System (GPS), International Mobile Equipment Identity (IMEI), Subscriber Identity Module Number (SIM) on which the Software has been installed.

- F. Any type of information for identifying the Internet Protocol (IP) Address and information required for effective license administration and enhancing product functionality and usability.
- G. You admit that the information/data as collected above can be used for analyzing, preventing and detecting the potential internet security risks, publishing any type of data/ reports/ presentations on the trends collected, sharing the data to create awareness with any organizations, vendors.

## 10. INDEMNIFICATION

- A. You expressly understand, admit and warrant that in no event shall Thirtyseven4 and/or any of its directors, employees, agents, partners, distributors be liable from any and against all claims, expenses, suits, costs, demands, judgments whatsoever made by you and/ or any third party for any direct, indirect, incidental, special, punitive, consequential and/or exemplary damages including, but not limited to damages for loss of business/profits, damages for loss of confidential/other information, failure to meet any statutory duty/duty of reasonable care/duty in good faith, economic/notional loss, loss for business interruption, goodwill, damage and loss of data or programs, or other intangible losses (even if Thirtyseven4 has been advised of the possibility of such damages), to the fullest extent permissible by law:
  - i. arising due to your usage of Software;
  - ii. your negligence or inability of using the Software or support;
  - iii. any dispute between you and third party with respect to availing the Software;
  - iv. your violation of any rights of any other individual and/or entity;
  - v. your breach of the Agreement;
  - vi. your violation of any provisions under any acts in the United States or abroad;
  - vii. the failure of Thirtyseven4 to provide Support Service or any other service/information.
- B. This limitation will apply to all causes of action whether arise in equity or tort, including but not limited to breach of contract, breach of warranty, negligence, strict liability, misrepresentations and hereby release Thirtyseven4 and/or its directors, employees, agents, distributors from any and all obligations, liabilities in excess of the limitation stated herein.
- C. In the event, Thirtyseven4 and/or its directors, agents, employees, distributors are found liable, You Understand and accept that the liability of Thirtyseven4 and/or its directors, agents, employees, distributors shall be limited only up to and not exceed in any case the License fees incurred by You in acquiring the software from Thirtyseven4 or its distributors/agents. This Clause shall survive the termination of this Agreement.

## 11. LIMITED WARRANTY AND DISCLAIMERS

- A. The software provided by Thirtyseven4 is "AS IS" and "AS AVAILABLE" without warranty of any kind, expressed or implied, including but not limited to the implied warranties of merchantability, fitness, usage, performance, satisfactory quality, integration, applicability for a particular use and any other warranties are disclaimed to the fullest extent permissible pursuant to the applicable law.
- B. Thirtyseven4 does not warrant, make any representations that the software will work uninterrupted, timely, secure or error-free or shall meet any or all your requirements whether disclosed to Thirtyseven4 or any of its directors, agents, distributors and employees. The entire risks, faults as to performance of the software, the responsibility for selecting the software to achieve your intended results, the results obtained from the Software shall be assumed by You.
- C. You understand and accept that the Software will substantially perform according to the specifications, descriptions stated in the User Manual, as updated from time to time, subject to the following and Thirtyseven4 expressly disclaims any and all liabilities arising from the following circumstances:
  - i. incompatibility caused by any software and/or hardware components installed on your Mobile Device;

- ii. Any actions initiated by You or by third parties which were beyond the reasonable control of Thirtyseven4;
- iii. Any failures, malfunctions, defects resulting from abuse, improper installation, theft, misuse, accident, operation or maintenance, acts of God, alteration, power failures, casualty, repairs made by any other party than Thirtyseven4, alterations, neglect, non-permitted modifications, acts of terrorism, vandalism;
- iv. The deficiencies, defects in Your Mobile Device and related infringements;
- v. Your violations of the terms and conditions described in the User manual or in this Agreement.

## 12. INTELLECTUAL PROPERTY

The software, source code, activation code, license keys, documentation, systems, ideas, information, content, design and other matters related to the software, trademarks are the sole proprietary and Intellectual Property rights of Thirtyseven4 protected under the Intellectual property Laws and belongs to Thirtyseven4. Nothing contained in this Agreement grant to You any rights, title, interest to intellectual property, including without limitation any error corrections, enhancements, updates or modifications to the Software whether made by Thirtyseven4 or any third party. You understand and acknowledge that you are provided with a License to use the software subject to the terms and conditions of this Agreement.

## 13. GENERAL

- A. **Force Majeure.** Thirtyseven4 will not be liable for any delay or failure to fulfill its obligations hereunder that results from an act of God, war, civil disturbance, government policies, or other cause/s beyond its control. Provided that Thirtyseven4 shall endeavor to complete the task within a reasonable period after happening of any event as covered under such force majeure.
- B. **Legal Jurisdiction.** This agreement and any matter relating thereto shall be subject only to jurisdiction of Courts at Medina, Ohio and shall be interpreted as per the terms of the law/s for the time being in force in the state of Ohio. Any dispute which may arise out of this Agreement, breach of terms and conditions under this Agreement, shall be settled by direct negotiations between You and Thirtyseven4. In the case of failure to resolve the dispute in the manner set out above within 30 days from the date when the dispute arose, the dispute shall be referred to a panel of three arbitrators, with Thirtyseven4 appointing one arbitrator, You appointing one arbitrator and the arbitrators so appointed jointly nominating a third presiding arbitrator. The venue of arbitration shall be Medina, Ohio. The arbitration proceedings shall be governed by the Arbitration and Conciliation Act, 1996 and Ohio Law and shall be conducted in the English language. The arbitrators shall also decide on the costs of the arbitration proceedings. To the extent possible, after the commencement of any arbitral proceedings the Parties shall continue to perform their respective obligations under this Agreement. The provisions of this Clause shall survive termination of this Agreement. Subject to the provisions of this Clause, the Courts in Medina, OH shall have exclusive jurisdiction and the parties may pursue any remedy available to them at law or equity.
- C. **Complete Agreement.** This Agreement comprises the entire agreement between the parties regarding it subject matter, and supersedes any proposals, communications or advertising, oral or written, with respect to the Software or to subject matter of this Agreement. You shall be bound by any and all clauses of the Agreement updated and displayed by Thirtyseven4 on the website [www.thirtyseven4.com](http://www.thirtyseven4.com) from time to time. Any waiver by either party of any violation of any provision of this agreement by the other party will not be deemed to waive any other violation of the same or any other provision.
- D. **Severability.** If any of the provisions contained in this Agreement is found by a court of competent jurisdiction to be invalid, illegal or unenforceable in any respect, the validity, legality or enforceability of the remaining provisions contained herein shall not be in any way affected or impaired thereby and the balance of the Agreement will continue in full force and effect to the maximum extent permitted by law or equity while preserving, to the fullest extent possible, its original intent.
- E. **Survival.** The Clauses in this Agreement including not limited to rights to License fees receivable, "Indemnification", "Limited Warranties & Disclaimers" and "Intellectual Property" shall survive expiration or termination of this Agreement.




- F. You cannot assign your rights or delegate duties or obligations under this Agreement. The failure to exercise or delay in exercising a right or remedy by Thirtyseven4 under this Agreement shall not constitute a waiver of the right or remedy or a waiver of any prior, concurrent or subsequent right or remedy.
- G. The Section numbers and headings are included merely for the convenience of the parties and are not to be construed in interpreting this Agreement.
- H. Thirtyseven4 reserves the right to co-operate with any legal process and may provide documents, information related to your usage of the Software and your general usage of the Mobile.

Please contact us with any questions or concerns regarding this Agreement.

## About the Document

This user guide covers all the information needed to install and use Thirtyseven4 Mobile Security.

We have followed a certain set of conventions to prepare this guide. The following are a list of conventions that are used in this document.

Convention	Meaning
<b>Bold Font</b>	Anything highlighted in bold indicates that it is a Menu Title, Window Title, Checkbox, Drop-down Box, Dialog Box, Buttons, Hyperlinks, etc.
	This symbol indicates additional information or important information about the topic being discussed.
<ol style="list-style-type: none"><li>1. &lt;Step 1&gt;</li><li>2. &lt;Step 2&gt;</li></ol>	The numbered list and the instruction mentioned in each numbered list indicate actions that you need to perform.

# Introduction to Thirtyseven4 Mobile Security

The Android platform is quickly becoming a very popular platform for mobile devices due to its cutting edge interface. It is frequently used users due to its data richness. Data security along with mobile security is of utmost importance. The primary concern, of course, is the risk of exposing sensitive data if a phone or removable memory card is either lost or stolen. There is also a threat of viruses to attack the phones through SMS hacks and other exploits. You can use Thirtyseven4 Mobile Security if you are really concerned about the safety of your mobile phones. A new approach to managing the protection of the device is implemented by Thirtyseven4 Mobile Security. You can enable and disable any components depending on the required functionality.

Thirtyseven4 has come up with mobile security for android phones, popular as Thirtyseven4 Mobile Security. For more information, please visit [www.thirtyseven4.com](http://www.thirtyseven4.com).

Thirtyseven4 Mobile Security includes the following protection components:

**Virus Protection**- Protects the mobile device's file system against all types of infections. The Virus Protection component can be initiated when starting the operating system. It contains a memory resident scanner that verifies all open, saved and started files on the device, including on memory cards. Further, Virus Protection verifies all incoming files for the existence of known viruses. This feature is always enabled and can be used even prior to activating Thirtyseven4 Mobile Security.

**Scanning the device** - Scanning helps to find and neutralize any malicious objects on your device. You should always scan the device regularly to prevent the spread of malicious objects.

**Anti-Theft** – Anti-Theft protects the sensitive information on the device from unauthorized access when it is lost or stolen. It allows the blocking of the device in the event of theft or loss and, allows deleting confidential information and controls SIM card change. It also helps to determine the geographical location of the device.

Furthermore, Thirtyseven4 Mobile Security contains a set of service features. They are designed to keep the application up-to-date, enhance its performance and help users.

**Updating the application anti-virus database** - This function allows you to keep Thirtyseven4 Mobile Security virus database up to date.

**Protection status** - The status of the program's components is displayed on screen. On the basis of this information, you can assess the current status of protection of your device.

**Call Block** - Thirtyseven4 mobile security's call block allows you to define who can call you. Call block allows you to block all or just some specific numbers from calling on your mobile phone. You can block calls from All Non-Contact numbers, some specific contacts or non-contact numbers (Black List).

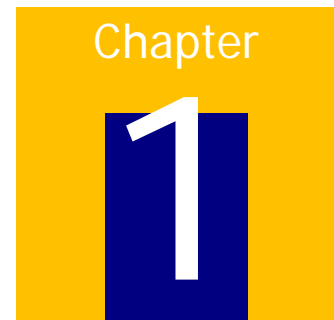
**SMS Block** - SMS block allows you to block unwanted messages from contacts, non-contacts, non-numeric senders and black list senders.

**Event Log**- Each of the application components has its own event log that includes the information on the component operation (for instance, data on a blocked object, scan report, updates etc.).

# Table of Contents

- INSTALLING THIRTYSEVEN4 MOBILE SECURITY ..... 14**
  - SYSTEM REQUIREMENTS .....14
  - IMPORTANT.....14
  - DOWNLOAD THIRTYSEVEN4 MOBILE SECURITY INSTALLER.....14
  - INSTALLATION .....14
  - UN-INSTALLATION .....15
- REGISTERING THIRTYSEVEN4 MOBILE SECURITY ..... 16**
  - Registration using Internet.....16*
  - DEACTIVATION.....16
    - Deactivation using Internet.....16*
  - REACTIVATION .....16
    - Reactivation using Internet.....16*
  - RENEWAL .....17
    - Renewal using Internet.....17*
- ABOUT THIRTYSEVEN4 MOBILE SECURITY DASHBOARD ..... 18**
  - NOTIFICATION AREA .....18
  - IMPORTANT SITUATIONS .....18
  - FEATURES OF THIRTYSEVEN4 MOBILE SECURITY .....18
  - MENU .....19
- USING THIRTYSEVEN4 MOBILE SECURITY..... 20**
  - CALL BLOCK .....20
  - SMS BLOCK .....21
  - ANTI-THEFT .....21
  - UNBLOCK DEVICE .....22
    - Unblock Using Forgot Code option.....22*
    - Unblock using recovery code option.....22*
    - Forgot Answers to Security Questions?.....22*
  - VIRUS PROTECTION.....22
    - Enable Scan Settings.....22*
    - Enable Virus Protection Settings .....23*
    - Enable Quarantine.....23*
- MENU ..... 24**
  - SCAN .....24

- SETTINGS .....25
- TOOLS .....25
  - Update*.....25
  - Quarantine* .....26
- REPORTS.....26
- HELP ..... 27**
- HELP .....27
- SUPPORT .....27
- DEACTIVATION.....27
- ABOUT .....27



## Installing Thirtyseven4 Mobile Security

Thirtyseven4 Mobile Security has a simple installation procedure. During installation, read each installation screen carefully and, follow the instructions. Thirtyseven4 Mobile Security should be installed on an android mobile.

### System Requirements

Thirtyseven4 Mobile Security is designed for installation on mobile devices. Your mobile phone should have supported versions and resolutions of Android as mentioned below.

#### Supported Versions of Android:

Thirtyseven4 Mobile Security supports following versions of Android: 2.1, 2.2, 2.3 and 3.0

#### Supported Resolutions of Android:

Thirtyseven4 Mobile Security supports following resolutions of Android:

- Small screen - 240x320
- Normal screen - 320x480
- Large screen - 480x800
- Extra-large screen - 600x1024 (Newly added for tablet)

### Important

1. Please note that Thirtyseven4 Mobile Security Lifetime product registration is locked to specific device. It means if you have registered the product on a specific phone then you can only use Thirtyseven4 Mobile Security on the same device. Activation on a new device using the same product key will fail.
2. Thirtyseven4 Mobile Security Lifetime product does not support renewal.

### Download Thirtyseven4 Mobile Security Installer

You can download latest Thirtyseven4 Mobile Security installer from below given website. To download the installer you need to provide 20 digit valid product key of Thirtyseven4 Mobile Security. Your product key is pasted on this page.

<http://www.thirtyseven4.com/downloads.html>

### Installation

To install Thirtyseven4 Mobile Security on the Android phone, please perform the following steps:

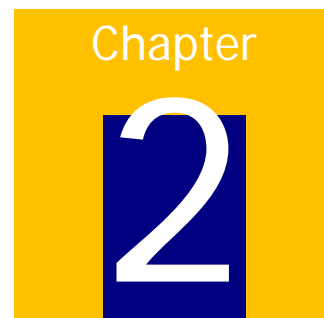
1. If you have downloaded the installer file from website directly on your Android phone, then tap **installer(.apk) file** to continue with installation. If you have downloaded installer file on PC then copy the installer file on Android phone. From the phone tap **installer (.apk) file** to continue with installation.
2. You will get a screen that will ask your consent to proceed with installation. Tap on **Install** to continue.
3. Thirtyseven4 Mobile Security is installed and it displays **Application installed** screen with **Open** and **Done** button.
4. Thirtyseven4 icon is displayed in **All apps**.
5. After Taping on **Thirtyseven4 Mobile Security icon**, Thirtyseven4 Mobile Security is opened.
6. **License agreement** is displayed.
7. Tap on **I Agree** to go to **Activation** screen.

## Un-Installation

If you need to uninstall Thirtyseven4 Mobile Security due to some reason you can do so by following the steps below. However, you will have to deactivate it before uninstalling it.

If you wish to uninstall Thirtyseven4 Mobile Security, please perform the following steps:

1. Go to Android phone settings and open **Applications**.
2. Open **Manage Applications**.
3. Tap on **Thirtyseven4 Mobile Security**.
4. Tap **Uninstall**.
5. A prompt asks you **Uninstall Application**.
6. Tap **Uninstall**.
7. After Uninstallation is complete, **Finished** message is displayed.
8. Tap **OK**.



## Registering Thirtyseven4 Mobile Security

Thirtyseven4 Mobile Security has a simple registration procedure. You need to register it to use all the features, get Technical Support facility and the latest updates. You can register in the following way:

- [Registration using Internet](#)

### Registration using Internet

If your mobile phone has Internet connection, then you can register Thirtyseven4 Mobile Security using Internet by performing the following steps:

1. Tap **Activate**.
2. Select radio button **Using Internet**.
3. Enter **20 digit valid Product Key**.
4. Tap **Next** button.
5. Enter **User Name, Mobile Number, Email Address, Confirm Email Address**.
6. Tap **Submit** button.

### Deactivation

You may need to uninstall Thirtyseven4 Mobile Security from your device. To do so, you need to deactivate it first. You can reactivate it on the same device using the same product key. You can deactivate Thirtyseven4 Mobile Security as follows:

- [Deactivation using Internet](#)

### Deactivation using Internet

If you wish to Deactivate Thirtyseven4 Mobile Security using the Internet, please perform the following steps:

1. On the application Dashboard, Tap on the device **Menu** button.
2. Select **Help** option from the Menu options.
3. Tap on **Deactivation** option.
4. **When to deactivate Thirtyseven4 Mobile Security** screen appears. Tap on **Next** button.
5. Select radio button **Using Internet**.
6. Tap on **Deactivate** button.

### Reactivation

You can use Thirtyseven4 Mobile Security on your same device the event for some reason you had deactivated it from your device. All you have to do is simply install it on your device and reactivate it using the same product key that you used during registration. You can reactivate your Thirtyseven4 Mobile Security in the following way:

- [Reactivation using Internet](#)

### Reactivation using Internet

If you wish to reactivate Thirtyseven4 Mobile Security using Internet, please perform the following steps:

1. Tap **Register Now**.
2. Tap **Activation** option.
3. Select radio button **Using Internet**.
4. Enter **20 digit valid Product Key**.



5. Tap **Next** button.
6. Enter **User Name, Mobile Number, Email Address, Confirm Email Address**.
7. Tap **Submit** button.



During reactivation, you will have to use the same Product Key used during registration.

## Renewal

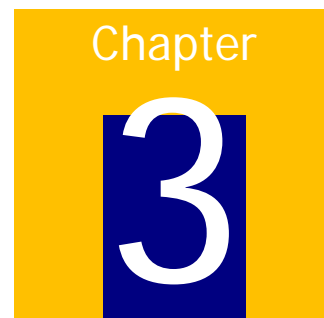
If your Thirtyseven4 Mobile Security license has expired, you cannot receive updates for your mobile. To avoid this, we strongly recommend that you renew the licenses before it expires. You can renew your Thirtyseven4 Mobile Security license in the following way.

- [Renewal using Internet](#)

### Renewal using Internet

If you wish to renew Thirtyseven4 Mobile Security using Internet, please perform the following steps:

1. Open **Thirtyseven4 Mobile Security** application.
2. Tap **Menu** -> **Help** -> **About**.
3. Tap **Renew Now**. Renew License screen opens.
4. Select radio button **Using Internet**.
5. **Product Key** is displayed in the text box, tap **Next**.
6. Enter **Mobile Number** and **Valid Renewal Key**.
7. Tap **Submit** button.



## About Thirtyseven4 Mobile Security Dashboard

Thirtyseven4 Mobile Security Dashboard is very simple and convenient to use. The main elements of the dashboard are discussed below:

### Notification Area

All the notifications are displayed on the topmost area of the Android phone i.e. Notification Area. Call Block, SMS Block and Virus Protection notification will be displayed here with their respective details.

### Important Situations

Situations are the notifications that show status of the various events. Situations remind you of the various actions to be taken to use various features of Thirtyseven4 Mobile Security. Some examples of situations are given below:

Situation	Status Message
Copy is not registered	Register Now!
Specific (30) days left for expiry	License period expires in 30 days! License period expires today!
License expired.	License period has expired. Renew Now!
Virus protection is ON	Phone is secure!
On Virus Protection disable	Phone is not secure! Virus protection is Off!
Not Updated since 7 days	Protection is out of date! Update Now!
Virus data base date is older than current date by 15 days	Protection is out of date! Update Now!

### Features of Thirtyseven4 Mobile Security

All the features of Thirtyseven4 Mobile Security are displayed on the dashboard and can be accessed directly. These features are as follows:

<b>Call Block</b>	Blocks calls from all non-contact numbers or some specific contacts or non-contacts. (Black List).
<b>SMS Block</b>	Allows you to block messages from contacts, non-contacts non-numeric senders and black list.
<b>Anti -Theft</b>	Protects mobile using secret code. It also helps you to remotely lock phone, block phone on SIM change, wipe data remotely and get device location.
<b>Virus Protection</b>	It is real time protection and scans mobile continuously when enabled, preventing spread of any virus infection.

## Menu

Thirtyseven4 Mobile Security Menu deals with configuring the general settings of the application, tools for preventing virus infection and diagnosing the system, reports of the activities of the features and, access help and license details. The following menus are available:

<b>Scan</b>	Allows you to scan phone memory, memory card and installed applications.
<b>Settings</b>	Allows you to customize important settings of Thirtyseven4 Mobile Security.
<b>Tools</b>	Provides access to important tools for Update and Quarantine that can help you keep the system and its software protected.
<b>Reports</b>	Provides detailed logs of important activity performed by Thirtyseven4 Mobile Security.
<b>Help</b>	Provides vital information related to software and licensing information. Also provides support related details.

## Chapter

## 4

## Using Thirtyseven4 Mobile Security

Thirtyseven4 Mobile Security, with its user-friendly Graphical User Interface (GUI), is designed with the focus to simplify the task of securing your mobile. Using Thirtyseven4 Mobile Security is simple as all the steps are very easy to perform. Thirtyseven4 Mobile Security can be accessed from the Home Screen. The Main Window or the Dashboard will serve as the interface to all the features of Thirtyseven4 Mobile Security. You can access Thirtyseven4 Mobile Security from the Home Screen in any of the following ways:

- By clicking **Menu** ->**All Applications** ->**Thirtyseven4 Mobile Security**.
- By clicking **Menu** ->**Add to Home** -> **App** ->**Thirtyseven4 Mobile Security**. (Icon is displayed on Home Screen)
- By clicking **Menu** ->**Add to Home** ->**Widget** ->**Thirtyseven4 Mobile Security**. (Widget is displayed on Home Screen)

There are various features in Thirtyseven4 Mobile Security. They are as follows:

### Call Block

One of the biggest problems of having mobile phones is getting unwanted calls. Thirtyseven4 Mobile Security's call block feature allows you to define who can call you. You can put all the numbers you want to avoid in the black list of call block. Call block allows you to block all non-contact numbers or just some specific numbers from calling on your mobile phone. You can block calls from all non-contact numbers, some specific contacts or non-contact numbers (Black List). However, you will have to enter contacts in black list first if you want to block calls from those numbers.

In case you wish to enable Call Block on your mobile, perform the following steps:

1. Tap **Menu** on the application Dashboard.
2. Tap **Settings** option.
3. Tap **Call Blocking** option.
4. Tap on **Enable Call Block** button.
5. Select **Configure Black List** or **Block Calls from Non-Contacts**.
6. You can enable or disable **Notification** to show blocked calls on notification bar.



You need to enter contacts in black list first if you want to block calls from those numbers.

To Add/ Remove a sender to Black List, perform the following steps:

1. Tap **Menu** on the application Dashboard.
2. Tap **Settings** option.
3. Tap **Call Blocking** option.
4. Tap **Configure Black List**.
5. Tap **Menu** on the application Dashboard.
6. Tap **Add to Black List / Remove**.
7. Select the Contacts icon to add a contact in black list, else enter a number.
8. Check **Add To SMS Black List**. (If you wish to block SMS from that number)
9. Tap **Save**.

## SMS Block

SMS (Short Message Service) is one of the most popular features of the mobile phone system. But sometimes it becomes a nuisance as you may experience a lot of unwanted SMS news, advertisements, offensive texts or marketing information. SMS block allows you to block messages from contacts, non-contacts, non-numeric senders and black list senders.

In Case you wish to enable SMS Block on your mobile, perform the following steps:

1. Tap **Menu** on the application Dashboard.
2. Tap **Settings** option.
3. Tap **SMS Blocking** option.
4. Select **ON/OFF** buttons for **Enable SMS Scan** and, **Block SMS Spam**.
5. Tap **Configure SMS Spam**.
6. **Configure SMS Spam** screen with different options is seen. Select the option of your choice to enable it:
  - Block SMS from Contacts
  - Block SMS from Non-Contacts
  - Block SMS from Non-Numeric senders
  - Configure Black List- (Add/Remove sender to black list)
  - Configure White List (Add/Remove sender to white list)
  - Notification (Shows blocked SMS on notification bar)



You need to enter contacts in black list first if you want to block calls from those numbers.

## Anti-Theft

Mobile phones are miniature computers that everyone is using these days. A lot of important and sensitive data can be found in mobile phones. Just imagine what will happen if it was lost or stolen? You would want your device back or at least the important data to be wiped out. You can rejoice as Thirtyseven4 Mobile Security provides information to pre-defined mobile phone number(s) when your mobile phone is lost or stolen.

Thirtyseven4 Mobile Security's Anti-Theft feature protects your mobile when it is no longer in your possession. It allows you to lock down the device making it useless for someone else to use it. It helps you to Lock phone remotely, Block phone on SIM change, Remotely wipe data and Get device location.

Let us see how you can enable Anti-Theft by performing the following steps:

1. Tap **Anti-Theft** on Dashboard.
2. **Enable Anti-theft in just 3 steps** screen is displayed.
3. Tap on **Setup Anti-theft** button.
4. (Step 1) Enter **Secret Code** and **Confirm Secret Code**.
5. Tap **Next**.
6. (Step 2) **Choose two security Questions** of your choice. Enter correct answers for the same. (In case you forget secret code, security questions will help to reset secret code).
7. Tap **Next**.
8. (Step 3) Enter **Alternate Contact number** to be displayed on blocked device and to notify when SIM change.
9. Tap **Save**.
10. **Anti-Theft enabled successfully** message is displayed.
11. You can **View Demo** or tap **OK**.



- When the mobile is lost and SIM is changed, you get a message on the pre-defined mobile phone number. This message gives you information about the new mobile number.
- You can remotely lock phone, remotely wipe data and get device location by just sending the following messages from any mobile to your mobile.
  - To Lock Device Remotely:  
BLOCK antitheft\_secret\_code
  - To remotely unblock phone:  
UNBLOCK antitheft\_secret\_code
  - To get device location:  
TRACE antitheft\_secret\_code
  - To Wipe Data Remotely:  
WIPE antitheft\_secret\_code

## Unblock Device

If your mobile phone gets blocked due to SIM change or remote lock, then you can unblock it by performing the following steps:

1. Tap **Unblock**.
2. **Enter Secret Code**.
3. Tap **Go**.

In case you forgot the Secret Code, you can still unblock the mobile and set new secret code. There are two ways in which you can unblock the device:

### Unblock Using Forgot Code option.

1. Tap **Unblock**.
2. Tap **Forgot Code?**
3. Enter the valid answers to the security questions. Tap **Submit**.
4. **Change Secret Code** screen appears.
5. Enter **New Secret Code** and **Confirm** it.
6. Tap **Save**.

### Unblock using recovery code option.

1. Tap **Unblock**.
2. Tap **Unlock using recovery code**.
3. **Unblock** Screen Appears. Go to the **link** and obtain recovery code. Enter **Recovery Code**.
4. Tap **Submit**.
5. **Reset Secret Code** screen appears. **Enter New Secret Code** and **Confirm** it.
6. Tap **Next**.
7. **Change Security Questions** screen appears. **Choose Questions** and **Answers**.
8. Tap **Save**.

### Forgot Answers to Security Questions?

In case you forgot the answers to security questions, you can still unblock the device and reset the security questions by performing the following steps:

1. Tap **Unblock**.
2. Tap **Forgot Code?**
3. Enter the valid answers to the security questions. If you enter wrong answers and tap **Submit**, **Invalid Information** screen appears.
4. Tap **Forgot Answers?**
5. Go to the **link** and obtain recovery code. Enter **Recovery Code**.
6. Tap **Submit**.
7. **Reset Secret Code** screen appears. **Enter New Secret Code** and **Confirm** it.
8. Tap **Next**.
9. **Change Security Questions** screen appears. **Choose Questions** and **Answers**.
10. Tap **Save**.

## Virus Protection

Mobile phones are extensively used as end point devices for communication and browsing the web or checking emails. Mobiles have become the pocket PCs and have a wide range of functionality. Mobiles are prone to Virus and Malware attacks as you surf the net. Let us see how Thirtyseven4 Mobile Security's Virus Protection feature can help you. Virus Protection menus and their functions are discussed below:

Scan Settings	Allows to Repair, Delete or Skip when virus is found.
Virus protection	Set virus protection ON/OFF.
Virus Protection Settings	Allows to Repair, Delete or Skip when virus is found.
Quarantine	Deletes quarantine files after 7 days, 30 days or 45 days.

### Enable Scan Settings

If you wish to enable Scan Settings, Perform the following steps:

1. On the application Dashboard, tap on the device **Menu** button.
2. Select **Settings** option from the Menu options.
3. Tap on **Scan Settings** option.
4. Tap **Scan Settings**.
5. Select **Repair/Delete/Skip** (Action to be performed when virus is found.)

### Enable Virus Protection Settings

If you wish to enable Virus Protection Settings, Perform the following steps:

1. On the application Dashboard, Tap on the device **Menu** button.
2. Select **Settings** option from the Menu options.
3. Tap on **Scan Settings** option.
4. Set **Virus Protection ON** to enable it.
5. Tap **Virus Protection Settings**.
6. Select **Repair/Delete/Skip** (Action to be performed when virus is found.)

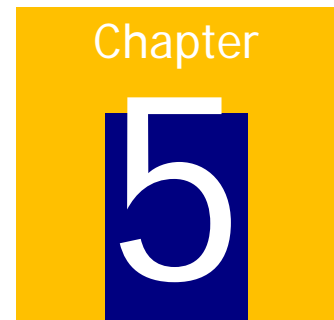
### Enable Quarantine

If you wish to enable Quarantine, Perform the following steps:

1. On the application Dashboard, Tap on the device **Menu** button.
2. Select **Settings** option from the Menu options.
3. Tap on **Scan Settings** option.
4. Select **Quarantine**.
5. Set **Delete quarantine files ON** to enable.
6. Select different options from dropdown. E.g. **After 7 days**, **After 30 days** or **After 45 days**.



- Repair- All infected files are repaired.
- Delete- All infected files are deleted.
- Skip- All infected files are skipped.



## Menu

Menu is an important section of the Thirtyseven4 Mobile Security dashboard. It deals with configuring the general settings, tools, reports and access to help and license details. The following menus are available:

<b>Scan</b>	Allows you to scan for viruses.
<b>Settings</b>	Allows you to customize all the important settings of Thirtyseven4 Mobile Security.
<b>Tools</b>	Provides access to important tools that can help you to keep the system and its software protected.
<b>Reports</b>	Provides detailed logs of important activity performed by Thirtyseven4 Mobile Security.
<b>Help</b>	Provides vital information related to software and licensing information. Also provides support related details.

## Scan

You can scan phone memory, memory card and installed applications for viruses and malware using the Scan option of the Thirtyseven4 Mobile Security. This will help you to keep your device protected.

If you wish to scan phone memory, memory card and installed applications of your mobile phone, please perform the following steps:

1. On the application Dashboard, tap device **Menu** button.
2. Select **Scan** option from the Menu options.
3. Tap **Full Scan / Scan Memory Card** to begin the scan.
4. On completion of the scan, tap **View Detail** to see report in case any threat is found. If no virus is found, **No Threat Found** message is displayed.
5. In case any infection is found in already installed application, then you need to take action to resolve it. Tap **Resolve Now** button and select the application. Choose either **Skip** or **Uninstall** options.



- Full Scan- Scans phone memory, all the installed applications and memory card.
- Scan Memory Card- Scans only memory card.



## Settings

Settings allow you to change all the important settings of Thirtyseven4 Mobile Security. You can configure Scan Settings, SMS Blocking, Call Blocking, Anti-Theft, and General Settings. General settings allow you to have password protection to access settings. You can also change the already configured settings and the Secret codes from settings button.

<b>Scan Settings</b>	Scan Settings- Action to perform when malware is found. (Repair, Delete, Skip) Virus Protection- Sets virus protection ON/OFF. Virus Protection Settings- Action to perform if virus is found. (Repair, Delete, Skip) Quarantine- Delete quarantine file after specified days.
<b>SMS Blocking</b>	Enable/Disable SMS Scan, SMS Spam Protection and Configure SMS Spam Protection.
<b>Call Blocking</b>	Configure Call Block settings for- All Non-Contact Numbers, some Specific Contacts or Non-Contact Numbers (Black List).
<b>Anti-Theft</b>	Configure Anti-Theft - Remotely lock phone, Block phone on SIM change, Remotely wipe data and Get device location.
<b>General Settings</b>	Configure General Settings- Password Protection, Internet Settings and Report Settings.

To change Settings of your Thirtyseven4 Mobile Security, you can perform the following steps:

1. On the application Dashboard screen, Tap on the **Menu** Button
2. Tap **Settings** button.
3. On the Settings screen, select **Scan Settings/ SMS Blocking/ Call Blocking/ Anti-Theft/General Settings** option from the list displayed.
4. Make the desired changes.



You can change the following Anti-Theft settings.

- Change Secret Code option allows you to change the secret code.
- Change Security Questions option allows you to change the security questions and their answers.
- Change pre-defined mobile phone number for Notify SIM Change.
- Change pre-defined message and contact numbers on Blocked Device.

## Tools

Tools are one of the important features of Thirtyseven4 Mobile Security. You can update your copy of Thirtyseven4 Mobile Security for the latest virus database. The tools available with Thirtyseven4 Mobile Security, for diagnostic work and repair of the system, are as follows:

Update	Allows you to update to latest virus database updates.
Quarantine	Allows you to view Quarantined files.

### Update

Thirtyseven4 Mobile Security automatically updates if it is connected to internet. You can also initiate manual update to protect your mobile from latest threats.

If you want to update Thirtyseven4 Mobile Security, you can perform the following steps:

1. On the application Dashboard, tap on the device **Menu** button.
2. Tap **Tools** option.
3. Select **Update** option to apply latest updates from Internet. If updates are available, it will show **Update Successful** message. In case there are no latest updates, it will show **Up to Date** message.

## Quarantine

Quarantine is a specific folder where Thirtyseven4 Mobile Security places potentially malicious objects. You can view the list of objects that the application has moved to Quarantine. For every object, its full name and date of detection are specified on the list. Quarantined objects can either be deleted or restored.

To take action on Quarantined files, you can perform the following steps:

1. On the application Dashboard, tap on the device **Menu** button.
2. Select **Tools** option from the Menu options.
3. On the Tools screen, select **Quarantine** option. All the Quarantined files are displayed with their information. (File name, file path, date and time when the file was quarantine and the type of malware found in the file).
4. To Restore the file: Tap on the device **Menu** button, then **Select All** option and **Restore** or you can manually **Select** individual files and **Restore** them.
5. To Remove the file: Tap on the device **Menu** button, then **Select All** option and **Remove** or you can manually **Select** individual files and **Remove** them.



- Restore option returns the infected file to its original location.
- Remove option deletes the infected file.

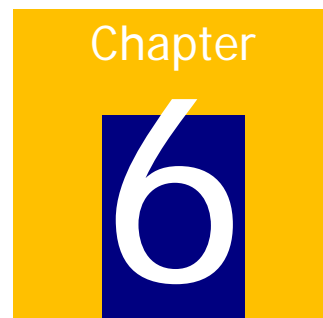
## Reports

Reports provide detailed logs of important activity performed by Thirtyseven4 Mobile Security. Displays the Reports screen to the user with following options:

Blocked SMS	Displays the list of blocked SMS's.
Blocked Calls	Displays the list of blocked calls to the user. For every entry there is a list of last 10 calls, date and time details.
Anti-Theft	Displays Anti-Theft reports, e.g. For Phone block on SIM change, Remotely lock device, Remotely wipe data etc.
Scan Report	Displays Scan report with information of threat found, location and action taken.
Virus Protection	Displays Virus report with information of threat found, location and action taken.
Update	Displays details of updates taken for Virus Database.

If you wish to view reports, please perform the following steps:

1. On the application Dashboard, tap on the device **Menu** button.
2. Select **Reports** option from the Menu options.
3. On the Reports screen, select the option of your choice.



## Help

Help menu provides you the required assistance to understand Thirtyseven4 Mobile Security better. Assistance, such as Web Support, Telephone Support, Email support and license information can all be accessed from the Help menu. The following menu items are available under the Help menu:

### Help

Help system consists of extensive topics, index, commands and procedures. You can get help on all the topics related to Thirtyseven4 Mobile Security.

To view Help, please perform the following steps:

1. On the application Dashboard, Tap on the device **Menu** button.
2. Select **Help** option from the Menu options. Tap **View Help topics**.

### Support

Thirtyseven4 provides extensive technical support for registered users of Thirtyseven4 Mobile Security. Support menu item provides you with technical support details. Support screen directs you to Email support and Telephonic Support.

- **FAQ** - Frequently Asked Questions offers answers to the most common queries related to Thirtyseven4 Mobile Security.
- **Web Support** - This is Online Technical Support and allows you to submit your queries and issues.
- **Contact Us** - You can send an email query or make use of phone support and talk to the support team about your issues and queries

**Email Support** - You can mail your queries and issues to [support@thirtyseven4.com](mailto:support@thirtyseven4.com).

**Phone Support** - Thirtyseven4, LLC. also provides technical support between 8:00 AM and 5:00 PM EST.  
Thirtyseven4 users can call toll-free 877-374-7581.

To view Support, please perform the following steps:

1. On the application Dashboard, Tap on the device **Menu** button.
2. Tap on the device **Help** button.
3. Tap on **Support** option.
4. Tap **Visit FAQ/ Web Support/ Contact Us**.

### Deactivation

To Deactivate Thirtyseven4 Mobile Security, please see the following links.

[Deactivation Using Internet](#)

### About

About screen displays details of the product (Product Name, Version and Virus Database Date) and License details (User Name, License valid till date, etc.) along with options like Renew and Update.

Thirtyseven4 Mobile Security About section provides following information:

- Thirtyseven4 Mobile Security Version

- License details
- License validity

Following buttons are also available in About Section:

<b>License Details</b>	License Information is available under this section.
<b>Renew Now</b>	Renew Now allows you to renew your existing subscription.
<b>Update Now</b>	Update Now allows you to apply latest updates from Internet.

Copyright © 2011 Thirtyseven4, LLC.